

Scaled data based on original data using
LM-79-08 Approved Method: Electrical and Photometric Measurements of Solid-
State Lighting Products

Test Report Prepared for
Cooper Lighting Solutions
(formerly Eaton)

Brand: McGRAW-EDISON

Report Number: P941300

Luminaire Tested: **GALN-SB4D-740-U-5WQ**

Issue Date: 1/21/2025

Test Information

Test Method: LM-79-08
Report Number: P941300
TEST IS SCALED FROM IESNA LM-79-08 TEST DATA (G2-2405-108-1)
Test Lab: INNOVATION CENTER
Issue Date: 1/21/2025
Manufacturer: COOPER LIGHTING SOLUTIONS (FORMERLY EATON)
Product Line: McGRAW-EDISON
Catalog Number: GALN-SB4D-740-U-5WQ
Description: GALLEON AREA AND ROADWAY HIGH DENSITY LED LUMINAIRE
(4) 70 CRI, 4000K, 900mA LIGHTSQUARES WITH 26 LEDS EACH AND TYPE V WIDE OPTICS
Light Source: -
Ballast/Driver: -

Summary

Lumens per Lamp: N/A
Luminaire Lumens: 43644 lumens
Efficiency: N/A
Efficacy: 148.7 lumens/watt
Luminous Opening: Rectangular (W 1' x L: 1' x H: 0')
IES Classification: Type V - Short
BUG Rating: B5 - U0 - G5

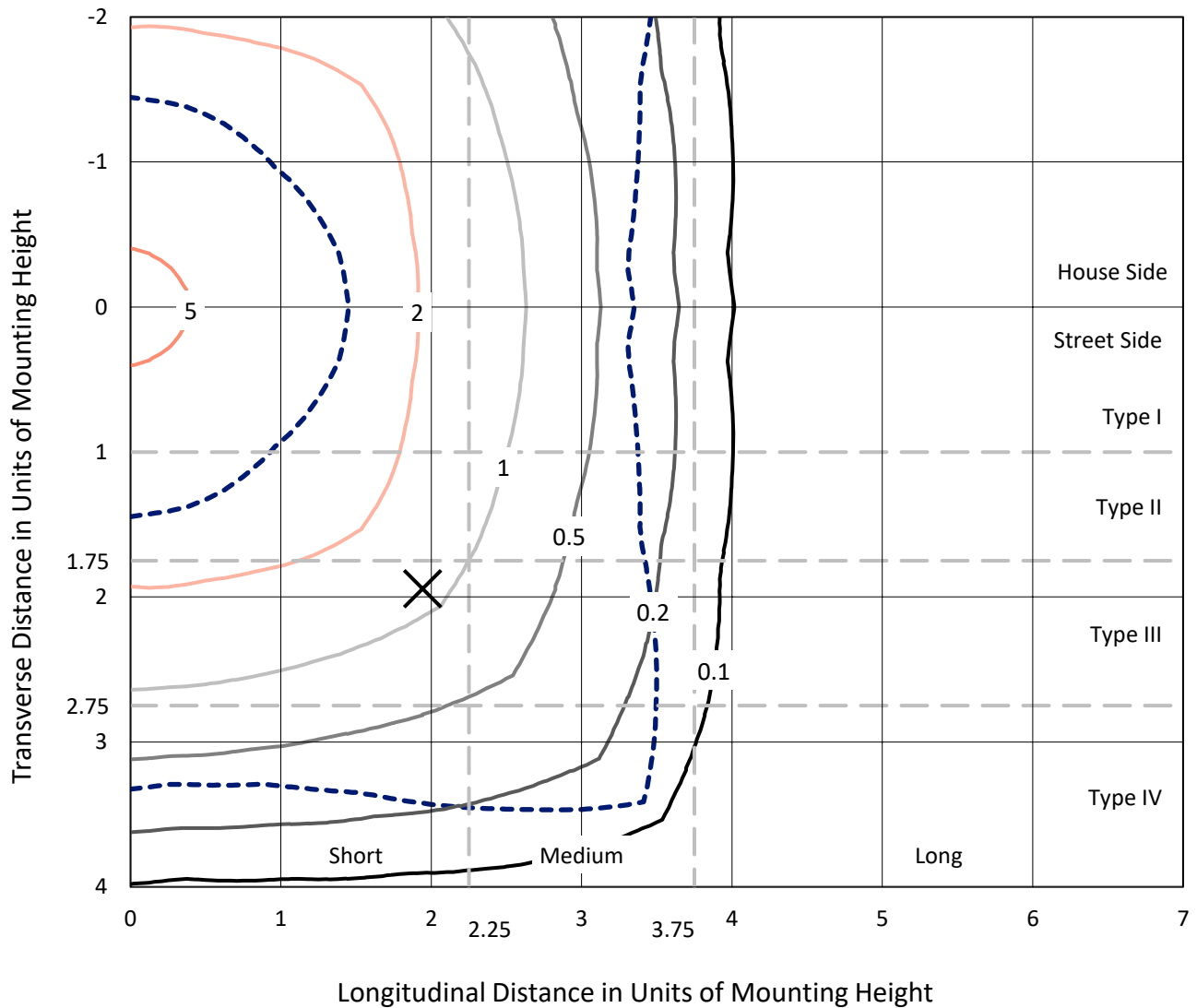
Input Watts (W): 293.6
Input Voltage (V): NR
Input Current (Ain): NR
Voltage Rise (V): NR
Power Factor: NR
Total Harmonic Distortion (THDi): NR
Frequency (hertz): 60
Stabilization Time: NR
Operation Time: NR
Ambient Temperature (°C): NR
Test Distance: 24 FT



REPORT NUMBER: P941300
 CATALOG NUMBER: GALN-SB4D-740-U-5WQ

Iso-Footcandle Lines of Horizontal Illumination

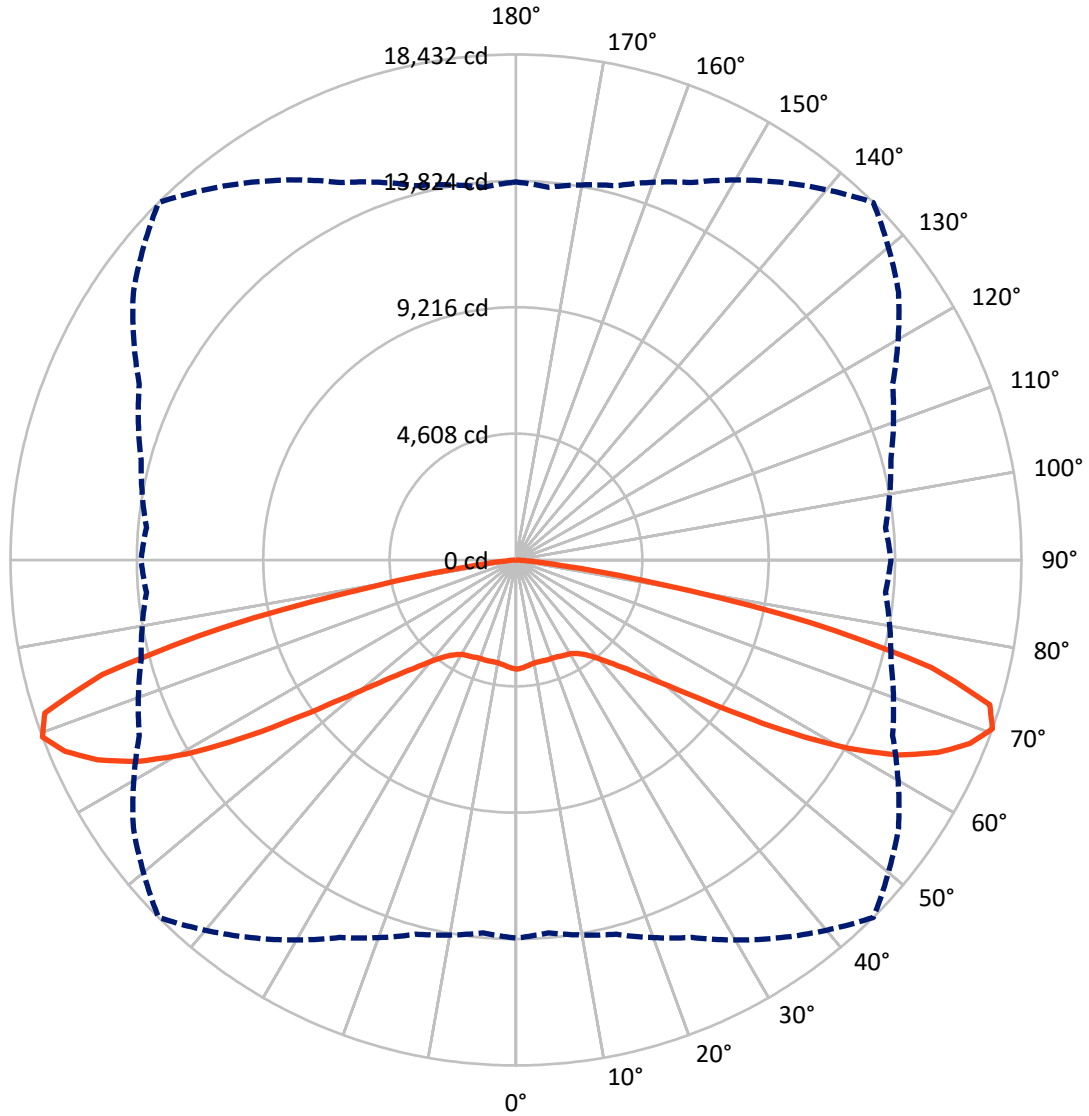
✕ Max cd
 - - - 1/2 Max cd



Based on 25 foot mounting height. Maximum calculated value = 6.4 fc
 Type V - Short - N/A

REPORT NUMBER: P941300
CATALOG NUMBER: GALN-SB4D-740-U-5WQ

Luminous Intensity Polar Plot



— Vertical Plane Through 45-Deg Lateral - - - Horizontal Cone Through 70-Deg Vertical

REPORT NUMBER: P941300
 CATALOG NUMBER: GALN-SB4D-740-U-5WQ

FLUX DISTRIBUTION:

		Downward	Upward	Total
House Side	Lumens	21822.0	0.0	21822.0
	% Fixture	50.0	0.0	50.0
Street Side	Lumens	21822.0	0.0	21822.0
	% Fixture	50.0	0.0	50.0
Total	Lumens	43644.0	0.0	43644.0
	% Fixture	100.0	0.0	100.0

Coefficient of Utilization

ZONAL LUMENS:

Zone	Lumens	% Fixture
0°-10°	370.3	0.8
10°-20°	1087.4	2.5
20°-30°	1809.6	4.1
30°-40°	2736.7	6.3
40°-50°	4547.8	10.4
50°-60°	8581.5	19.7
60°-70°	14490.2	33.2
70°-80°	9521.6	21.8
80°-90°	498.8	1.1
90°-100°	0.0	0.0
100°-110°	0.0	0.0
110°-120°	0.0	0.0
120°-130°	0.0	0.0
130°-140°	0.0	0.0
140°-150°	0.0	0.0
150°-160°	0.0	0.0
160°-170°	0.0	0.0
170°-180°	0.0	0.0
0°-90°	43644.0	100.0
0°-180°	43644.0	100.0



REPORT NUMBER: P941300

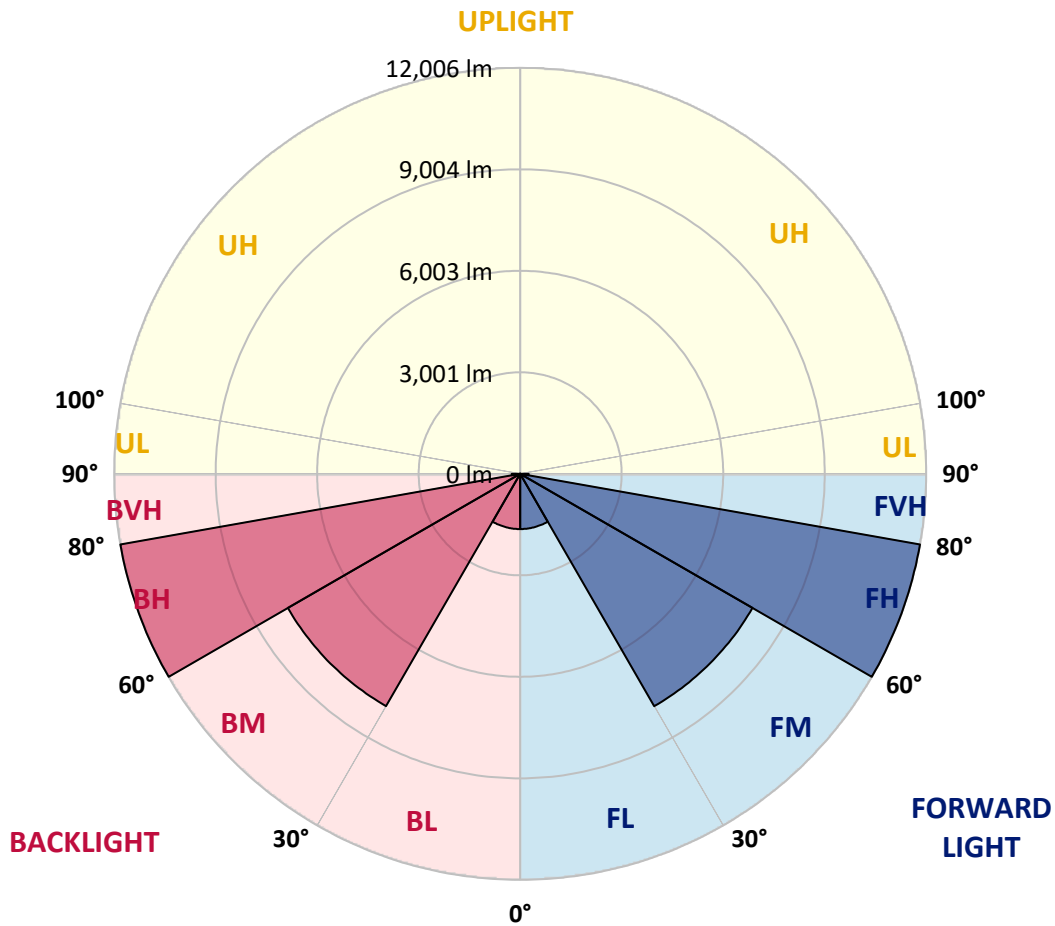
CATALOG NUMBER: GALN-SB4D-740-U-5WQ

LUMINAIRE CLASSIFICATION SYSTEM LUMEN TABLE AND BUG RATING:

Zone	Lumens	% Fixture	Zone Rating/Lumen Limit		
			B	U	G
FL (0°-30°)	1633.7	3.7			
FM (30°-60°)	7933.0	18.2			
FH (60°-80°)	12005.9	27.5			G5
FVH (80°-90°)	249.4	0.6			G3/500
BL (0°-30°)	1633.7	3.7	B3/2500		
BM (30°-60°)	7933.0	18.2	B4/8500		
BH (60°-80°)	12005.9	27.5	B5		G5
BVH (80°-90°)	249.4	0.6			G3/500
UL (90°-100°)	0.0	0.0		U0/0	
UH (100°-180°)	0.0	0.0		U0/0	

BUG Rating: B5-U0-G5

Type V Short



REPORT NUMBER: P941300
 CATALOG NUMBER: GALN-SB4D-740-U-5WQ

CANDELA DISTRIBUTION (FULL):

	0°	5°	15°	25°	35°	45°	55°	65°	75°	85°
0°	3981.2	3981.2	3981.2	3981.2	3981.2	3981.2	3981.2	3981.2	3981.2	3981.2
2.5°	3956.3	3967.6	3963.1	3954.0	3954.0	3947.2	3954.0	3958.5	3965.3	3969.9
5°	3904.1	3913.2	3910.9	3904.1	3906.4	3899.5	3904.1	3910.9	3915.4	3917.7
7.5°	3858.7	3867.8	3863.2	3851.9	3851.9	3845.1	3847.4	3854.2	3861.0	3863.2
10°	3847.4	3856.4	3842.8	3824.7	3817.9	3808.8	3811.1	3817.9	3831.5	3838.3
12.5°	3851.9	3858.7	3845.1	3817.9	3811.1	3802.0	3802.0	3808.8	3827.0	3836.0
15°	3865.5	3872.3	3851.9	3822.4	3815.6	3808.8	3806.5	3815.6	3836.0	3851.9
17.5°	3890.5	3897.3	3865.5	3824.7	3815.6	3817.9	3815.6	3822.4	3854.2	3883.7
20°	3913.2	3917.7	3874.6	3824.7	3815.6	3817.9	3815.6	3829.2	3870.1	3910.9
22.5°	3920.0	3924.5	3883.7	3840.6	3833.8	3836.0	3833.8	3847.4	3885.9	3926.8
25°	3922.2	3929.0	3897.3	3863.2	3874.6	3879.1	3874.6	3876.9	3906.4	3942.6
27.5°	3956.3	3965.3	3935.8	3906.4	3913.2	3910.9	3917.7	3924.5	3947.2	3983.5
30°	4026.6	4033.4	4008.4	3978.9	3974.4	3958.5	3978.9	4001.6	4026.6	4058.3
32.5°	4142.3	4155.9	4124.1	4092.4	4072.0	4062.9	4078.8	4117.3	4151.3	4185.4
35°	4335.1	4344.2	4314.7	4255.7	4219.4	4219.4	4233.0	4282.9	4337.4	4380.5
37.5°	4607.3	4618.7	4566.5	4496.2	4441.7	4441.7	4459.9	4512.0	4593.7	4655.0
40°	4938.5	4954.4	4888.6	4816.0	4763.8	4754.8	4777.5	4836.4	4913.6	4990.7
42.5°	5337.8	5355.9	5269.7	5206.2	5165.4	5165.4	5176.7	5231.2	5301.5	5396.8
45°	5848.2	5879.9	5762.0	5698.5	5659.9	5669.0	5675.8	5723.4	5786.9	5895.8
47.5°	6456.1	6487.9	6363.1	6297.3	6290.5	6333.6	6306.4	6340.4	6374.5	6499.2
50°	7145.8	7200.2	7114.0	7109.5	7123.1	7202.5	7139.0	7157.1	7118.5	7197.9
52.5°	7989.6	8069.0	8053.2	8080.4	8232.4	8395.7	8250.5	8187.0	8041.8	8066.8
55°	9012.7	9133.0	9155.7	9319.0	9663.8	9997.3	9688.7	9432.4	9123.9	9067.2
57.5°	10176.5	10271.8	10380.6	10714.1	11358.4	11950.4	11358.4	10791.2	10305.8	10190.1
60°	11428.7	11546.6	11651.0	12143.3	13100.6	13933.1	13082.4	12181.8	11539.8	11383.3
62.5°	12773.9	12925.9	12998.5	13545.2	14661.3	15654.9	14677.2	13586.0	12873.7	12705.8
65°	14064.7	14189.4	14271.1	14854.1	15920.3	16916.2	15992.9	14917.6	14184.9	13964.9
67.5°	14665.8	14733.9	14933.5	15593.6	16718.8	17855.3	16909.4	15664.0	14845.0	14459.4
70°	13785.7	13647.3	14128.2	15185.3	16814.1	18431.5	17031.9	15153.6	14150.9	13524.8
72.5°	10652.9	10414.7	11249.5	13057.5	15725.2	18064.0	15834.1	13159.5	11769.0	10498.6
75°	5796.0	5526.1	6678.5	8965.1	12540.2	15657.2	12828.3	9221.4	7436.1	5752.9
77.5°	1635.6	1533.5	2463.6	4337.4	7542.8	10993.1	7833.1	4432.6	2921.8	1733.1
80°	501.3	485.5	657.9	1306.7	3203.1	5265.2	3078.3	1322.5	837.1	528.6
82.5°	297.2	272.2	326.7	476.4	816.7	1653.7	794.0	496.8	399.3	267.7
85°	170.1	158.8	192.8	231.4	274.5	351.6	229.1	235.9	213.2	142.9
87.5°	70.3	63.5	74.9	72.6	63.5	81.7	61.2	72.6	86.2	56.7
90°	0.0	0.0	0.0	0.0	0.0	0.0	0.0	0.0	0.0	0.0

(END C

90°
3981.2
3967.6
3917.7
3863.2
3838.3
3838.3
3854.2
3883.7
3913.2
3926.8
3940.4
3974.4
4051.5
4171.8
4364.6
4632.3
4965.7
5389.9
5891.3
6462.9
7150.3
7982.8
8978.7
10108.4
11247.2
12569.7
13856.0
14463.9
13674.5
10813.9
6127.2
1926.0
558.1
290.4
149.7
52.2
0.0

OF REPORT)